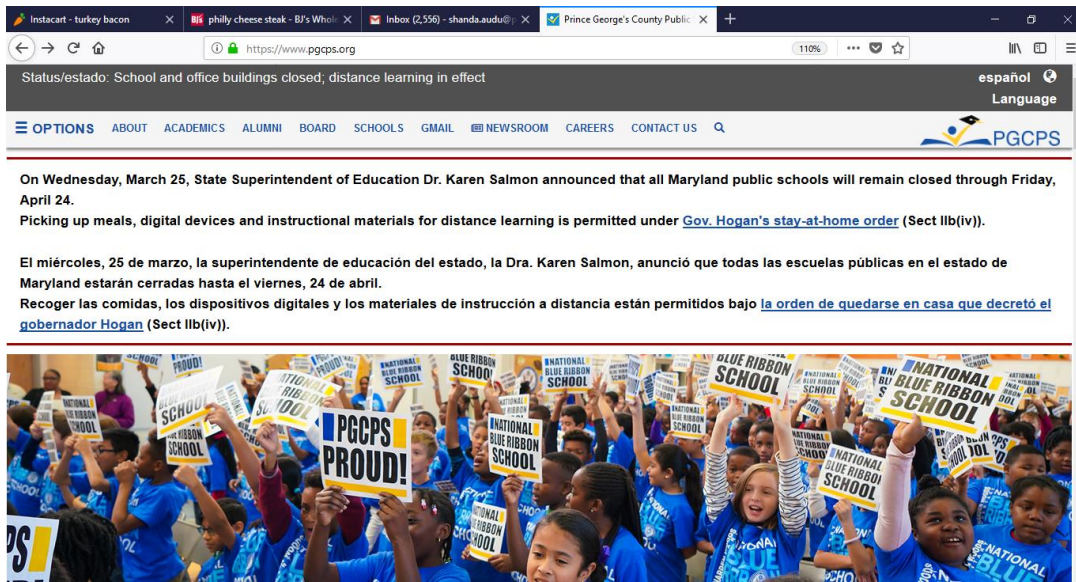



# Logging Into Schoolmax Family Portal


## Step 1: Go to pgcps.org



The screenshot shows a web browser window with the URL <https://www.pgcps.org>. The page features a navigation menu with links for OPTIONS, ABOUT, ACADEMICS, ALUMNI, BOARD, SCHOOLS, GMAIL, NEWSROOM, CAREERS, and CONTACT US. A language selector is set to "español". The main content area contains a news item dated Wednesday, March 25, stating that all Maryland public schools will remain closed through Friday, April 24, due to the State Superintendent of Education Dr. Karen Salmon's announcement. It also mentions that picking up meals, digital devices, and instructional materials for distance learning is permitted under Gov. Hogan's stay-at-home order. Below the text is a photograph of a large group of students in blue shirts, many holding signs that say "NATIONAL BLUE RIBBON SCHOOL" and "PGCPS PROUD!".


Status/estado: School and office buildings closed, distance learning in effect español  
Language

[OPTIONS](#) [ABOUT](#) [ACADEMICS](#) [ALUMNI](#) [BOARD](#) [SCHOOLS](#) [GMAIL](#) [NEWSROOM](#) [CAREERS](#) [CONTACT US](#) 

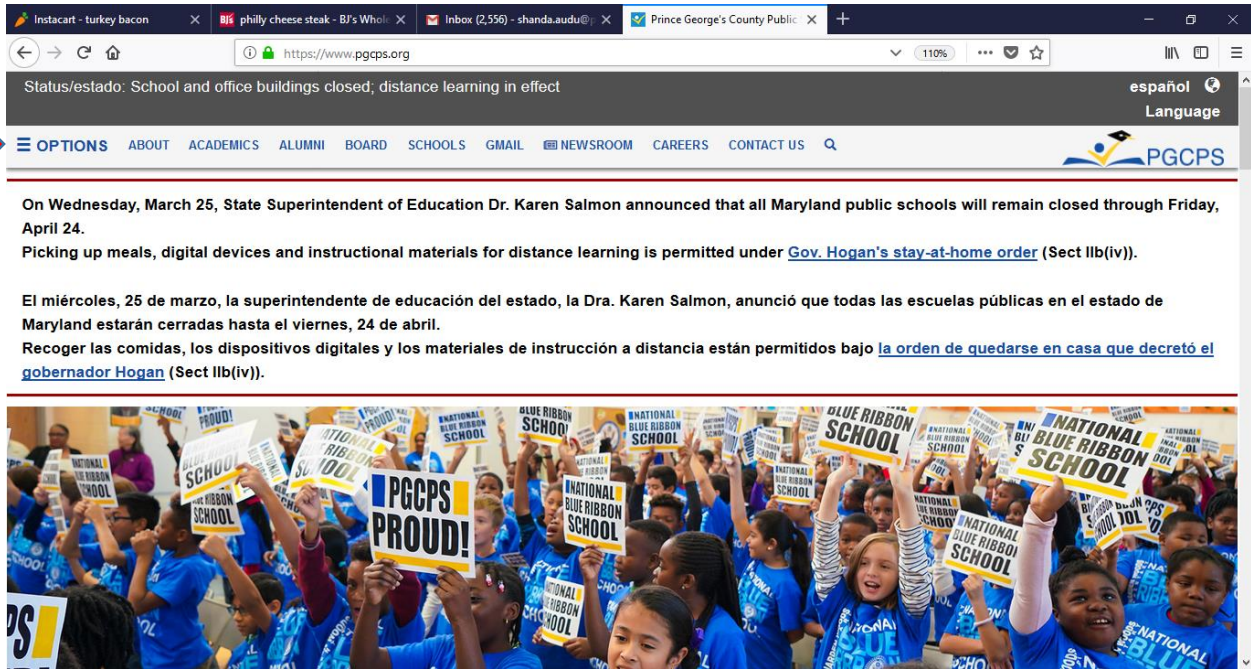


On Wednesday, March 25, State Superintendent of Education Dr. Karen Salmon announced that all Maryland public schools will remain closed through Friday, April 24.  
Picking up meals, digital devices and instructional materials for distance learning is permitted under [Gov. Hogan's stay-at-home order](#) (Sect IIb(iv)).

El miércoles, 25 de marzo, la superintendente de educación del estado, la Dra. Karen Salmon, anunció que todas las escuelas públicas en el estado de Maryland estarán cerradas hasta el viernes, 24 de abril.  
Recoger las comidas, los dispositivos digitales y los materiales de instrucción a distancia están permitidos bajo [la orden de quedarse en casa que decretó el gobernador Hogan](#) (Sect IIb(iv)).

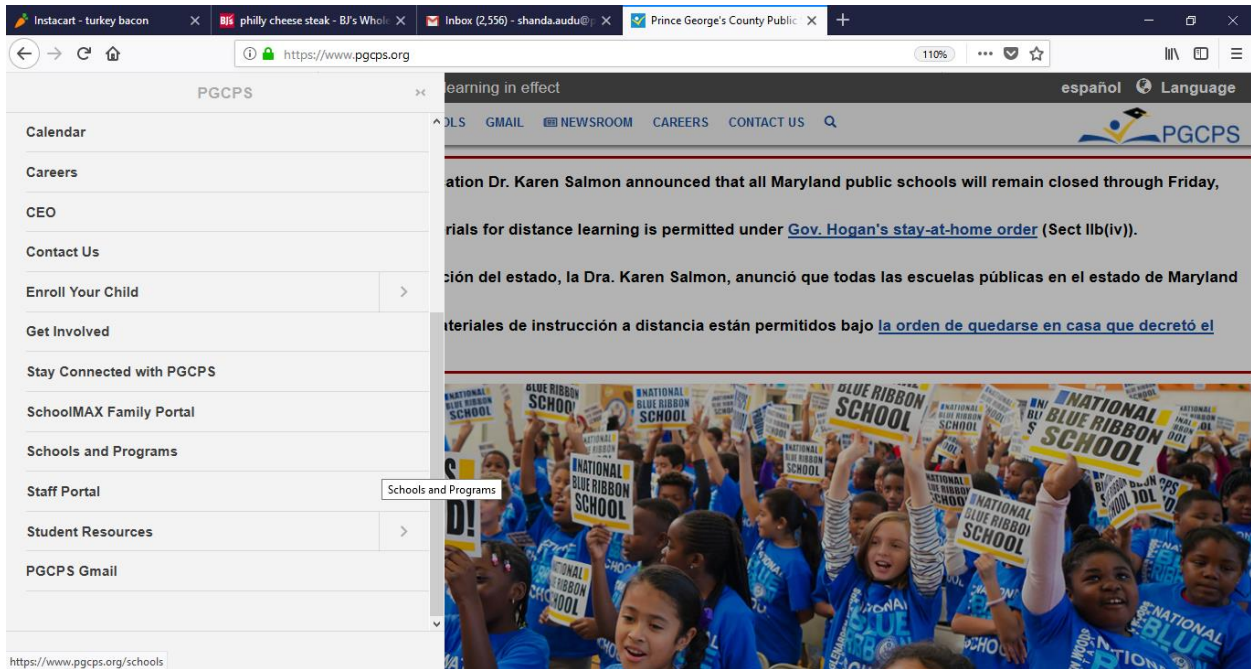


## Step 2: Click on the Options menu



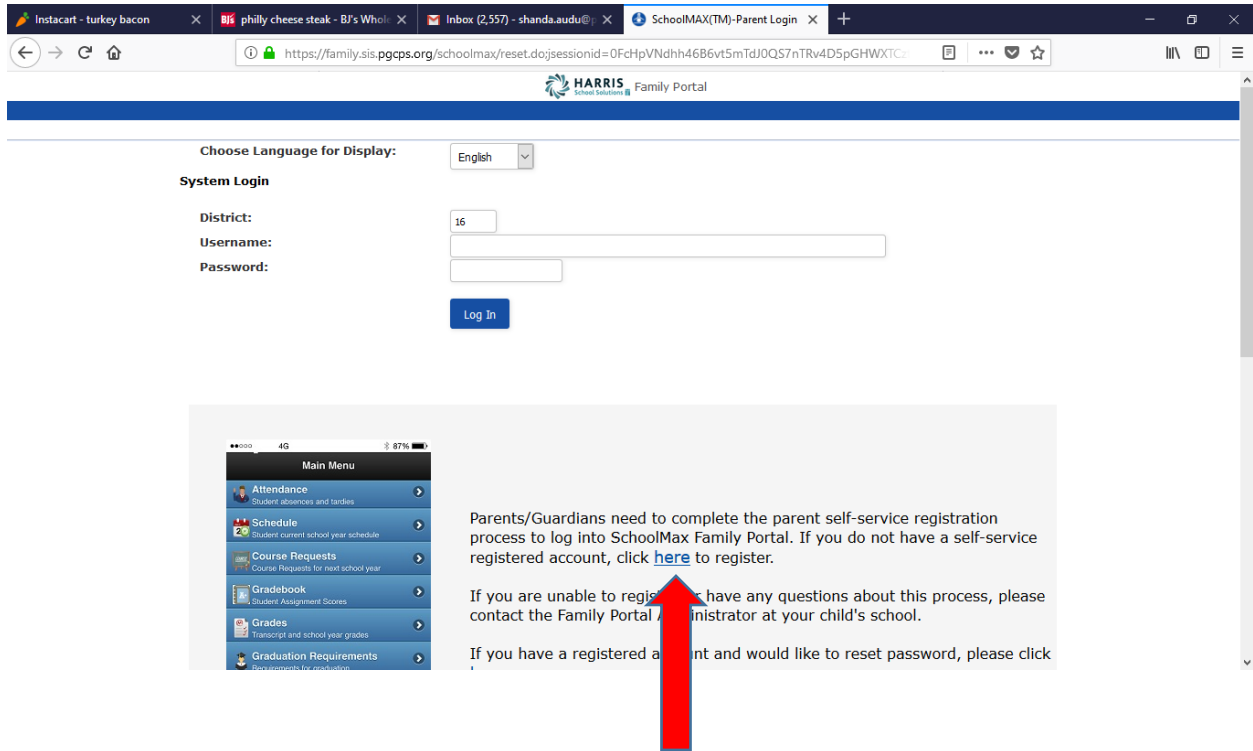
The screenshot shows the PGCPS website with the navigation menu at the top. A red arrow points to the 'OPTIONS' link in the menu. The main content area contains a news article in English and Spanish about school closures and distance learning. Below the text is a large image of students in blue shirts holding signs that say 'NATIONAL BLUE RIBBON SCHOOL' and 'PGCPS PROUD!'.

## Step 3: Click on SchoolMax Family Portal



The screenshot shows the PGCPS website with the left sidebar menu open. A red arrow points to the 'SchoolMAX Family Portal' option. The main content area is partially visible, showing the same news article and student image as in the previous screenshot.

## Step 4: Click on register here



Choose Language for Display: English

**System Login**

District: 16

Username:

Password:

Log In

**Main Menu**

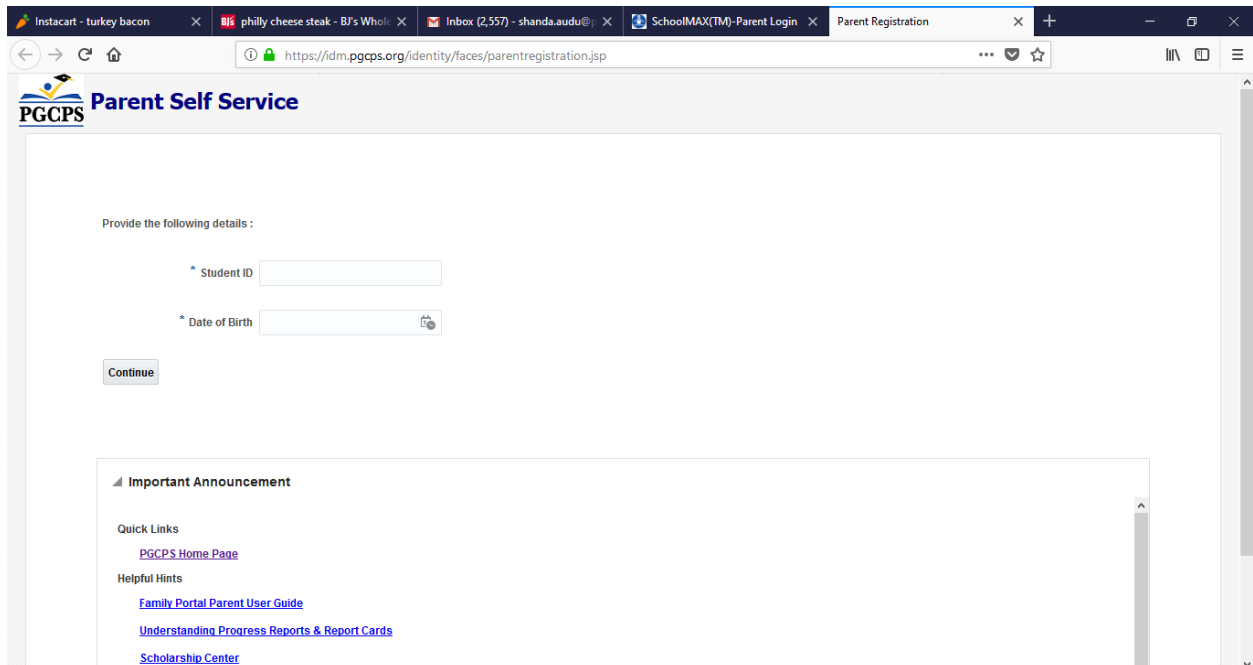
- Attendance: Student absences and tardies
- Schedule: Student current school year schedule
- Course Requests: Course Requests for next school year
- Gradebook: Student Assignment Scores
- Grades: Transcript and school year grades
- Graduation Requirements: Requirements for graduation

Parents/Guardians need to complete the parent self-service registration process to log into SchoolMax Family Portal. If you do not have a self-service registered account, click [here](#) to register.

If you are unable to register or have any questions about this process, please contact the Family Portal Administrator at your child's school.

If you have a registered account and would like to reset password, please click

## Step 5: Please have your Student's ID available and date of birth.



PGCPS Parent Self Service

Provide the following details :

\* Student ID

\* Date of Birth

Continue

**Important Announcement**

Quick Links

- [PGCPS Home Page](#)

Helpful Hints

- [Family Portal Parent User Guide](#)
- [Understanding Progress Reports & Report Cards](#)
- [Scholarship Center](#)

